



Frontier Electronics Corp.

667 E. COCHRAN STREET, SIMI VALLEY, CA 93065

TEL: (805) 522-9998 FAX: (805) 522-9989

E-mail: frontiersales@frontierusa.com

Web: <http://www.frontierusa.com>

1A SURFACE MOUNT SCHOTTKY BARRIER RECTIFIERS

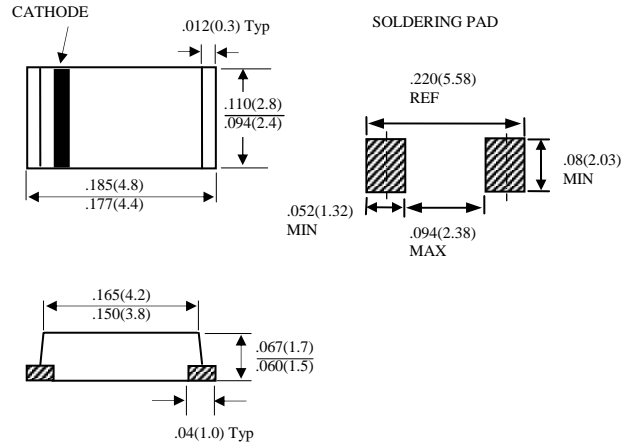
LK12 THRU LK14

FEATURES

- FOR SURFACE MOUNTED APPLICATIONS
- LOW PROFILE PACKAGE
- BUILT-IN STRAIN RELIEF
- EASY PICK AND PLACE
- PLASTIC MATERIAL USED CARRIES UNDERWRITERS LABORATORY CLASSIFICATION 94 V-0
- EXTREMELY LOW VF
- MAJORITY CARRIER CONDUCTION
- HIGH TEMPERATURE SOLDERING: 250°C /10 SECONDS AT TERMINALS

MECHANICAL DATA

- CASE: THIN SMA, DIMENSIONS IN INCHES AND (MILLIMETERS)
- TERMINALS: SOLDER PLATED
- POLARITY: INDICATED BY CATHODE BAND
- WEIGHT: 0.05 GRAMS



MAXIMUM RATINGS AND ELECTRICAL CHARACTERISTICS RATINGS AT 25°C AMBIENT TEMPERATURE UNLESS OTHERWISE SPECIFIED SINGLE PHASE, HALF WAVE, 60 HZ, RESISTIVE OR INDUCTIVE LOAD FOR CAPACITIVE LOAD, DERATE CURRENT BY 20%

RATINGS	SYMBOL	LK12	LK14	UNITS
MAXIMUM RECURRENT PEAK REVERSE VOLTAGE	V_{RRM}	20	40	V
MAXIMUM RMS VOLTAGE	V_{RMS}	14	28	V
MAXIMUM DC BLOCKING VOLTAGE	V_{DC}	20	40	V
MAXIMUM AVERAGE FORWARD RECTIFIED CURRENT SEE FIG.1	I_O	1.0		A
MAXIMUM OVERLOAD SURGE 8.3ms SINGLE HALF SINE-WAVE	I_{FSM}	30		A
STORAGE TEMPERATURE RANGE	T_{STG}	-55 TO + 150		°C
OPERATING TEMPERATURE RANGE	T_{OP}	-55 TO + 125		°C

ELECTRICAL CHARACTERISTICS ($A_T T_A = 25^\circ\text{C}$ UNLESS OTHERWISE NOTED)

CHARACTERISTICS	SYMBOL	LK12	LK14	UNITS
MAXIMUM FORWARD VOLTAGE AT 1.0A AC AND 25°C	V_F	0.38	0.40	V
MAXIMUM REVERSE CURRENT AT 25°C	I_R	0.5		mA

RATINGS AND CHARACTERISTIC CURVE LK12 THRU LK14

FIG. 1 - FORWARD CURRENT DERATING CURVE

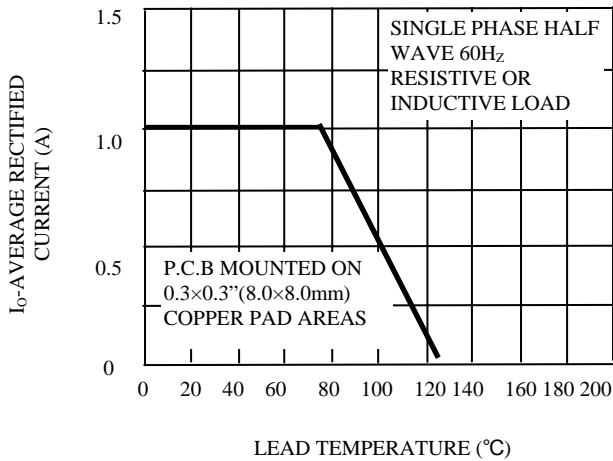


FIG.2 - TYPICAL INSTANTANEOUS FORWARD CHARACTERISTICS

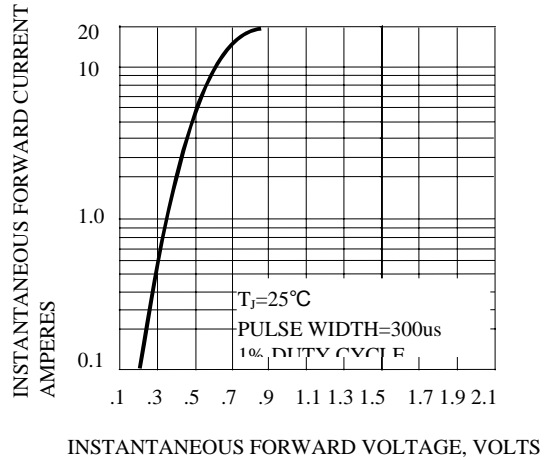


FIG. 3 - TYPICAL REVERSE CHARACTERISTICS

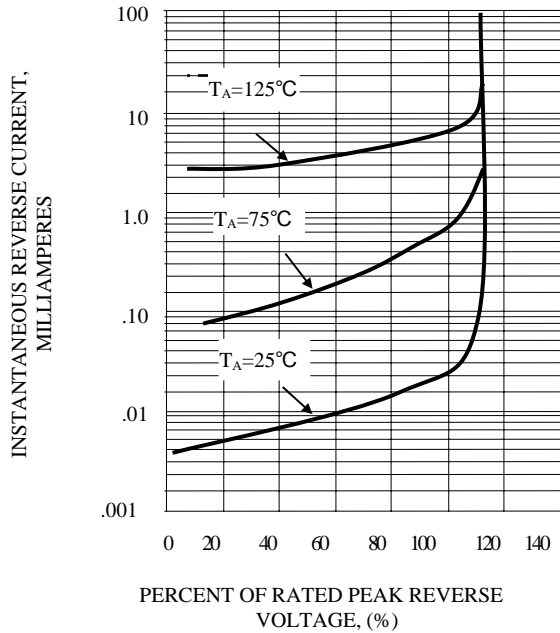


FIG. 5 - MAXIMUM NON-REPETITIVE SURGE CURRENT

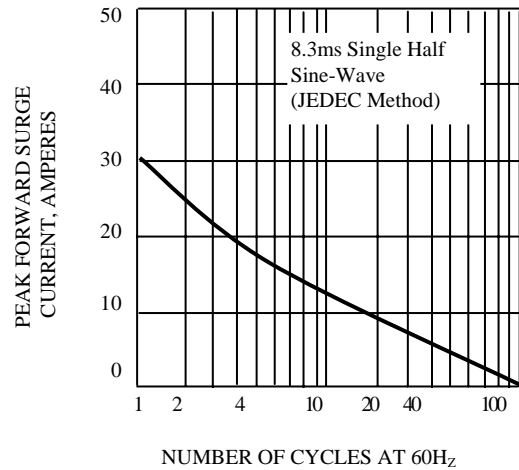


FIG. 4 - TYPICAL JUNCTION CAPACITANCE

